


**Holds 9  
9 1/8" Frames**



**Holds 18  
6 1/4" Frames**



**Holds 18  
5 3/8" Frames**

May We Also Suggest....



HD-400 Mann Lake  
Electric Uncapping Knife with  
Thermostat Control

Thumb controlled thermostat for the easiest operation available.



HH-231 Plastic Uncapping Tank

Multi-purpose tank that can be used for just uncapping or uncapping then straining. Will hold 10 frames and comes with complete 1 1/2" honey gate, straining grid and full lid.

[www.mannlakeltd.com](http://www.mannlakeltd.com)

# 18/9 FRAME RADIAL EXTRACTOR FROM MANN LAKE LTD.



800-880-7694  
Mann Lake Ltd.

# STAINLESS STEEL 18/9 RADIAL EXTRACTOR

## MOTOR

- 110 Volt
- Gear Driven
- Maximum Output 320 RPM
- Variable Drive
- Detachable Speed Control

Enlarged to show detail



Congratulations on your new 18/9 Extractor! Please refer to these helpful hints on how best to utilize your new extractor.



The load inside the extractor must be balanced in order for the basket to spin properly.



For added stability, we recommend bolting the extractor to a 4' x 4' piece of plywood using the pre drilled holes in each of the legs.

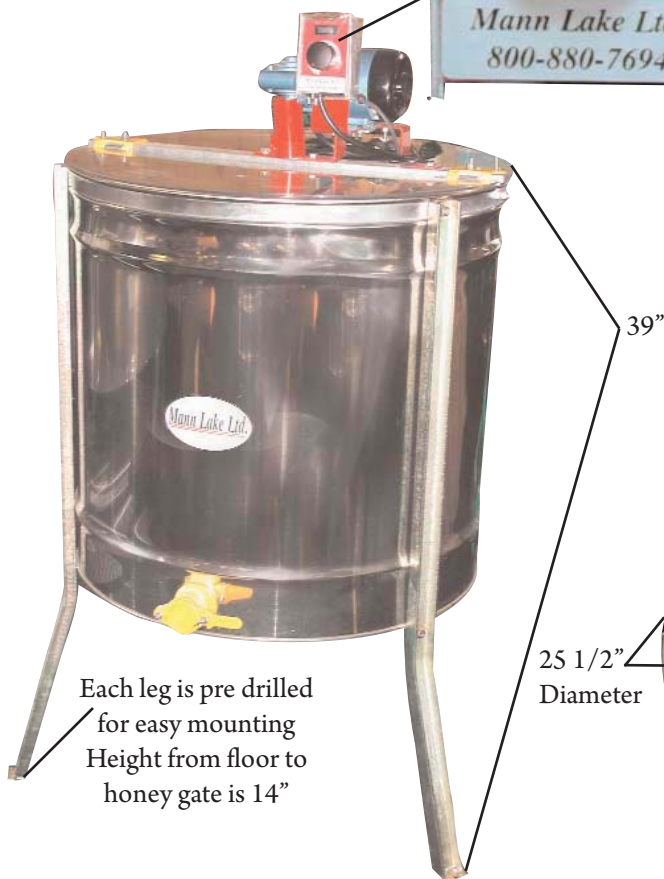


The motor on your new extractor is a variable speed motor with a "FULL" mode function. We recommend starting with the switch in the "VAR" position and the dial on "LOW". Run the extractor for 5 minutes **each** on "LOW", "MEDIUM", then "HIGH". Move the switch to "FULL" and continue running on "HIGH" for an additional 5-15 minutes. At the end of that time, move the switch to "OFF" and unload your extractor. Please remember that the honey gate **must** remain open during the extracting process.




**TIP** Place the 5 gallon pail with the honey gate and double sieve under your extractor to filter your honey as you extract! You can bottle from the pail too!

**ONE YEAR LIMITED WARRANTY:** Mann Lake Ltd. warrants this product, to the original purchaser, for one year from the purchase date to be free of defects in materials and workmanship. This warranty is the only written or expressed warranty given by Mann Lake Ltd.. ALL IMPLIED WARRANTIES OR MERCHANTABILITY AND OF FITNESS ARE HEREBY EXCLUDED. Mann Lake's obligation under this warranty is limited to repair or replacement of the product, at its option. Return the defective product with proof of date of purchase to Mann Lake Ltd. 501 S. 1st Street, Hackensack MN 56452. IN NO CASE SHALL MANN LAKE LTD. BE LIABLE FOR ANY INCIDENTAL OR CONSEQUENTIAL DAMAGES FROM BREACH OF THIS WARRANTY.



Each leg is pre drilled for easy mounting  
Height from floor to honey gate is 14"

25 1/2"  
Diameter




MANN LAKE LTD.  
 HH-215 18/9 FRAME  
 MOTORIZED EXTRACTOR

PARTS LIST

PART #	DESCRIPTION	QUANTITY	√
36-155	Plug For Motor	1	
81-801	Motor Mount For 9/18 Motor	1	
81-705	Speed Control	1	
81-704	Speed Control Mount	1	
81-800	9/18 Motor	1	
80-000	Small Mann Lake Label	1	
81-708	Coupling 12 MM	1	
	Lid With****Caution Label On Lid****	1	
81-803	Guard For Shaft	1	
80-001	Large Oval Mann Lake Label	1	
36-122	3mm Allen Wrench	1	
	Instruction Sheet	1	

INSPECTED BY- \_\_\_\_\_



## **Cleaning Instructions**

To clean extractors use warm to hot water, with a soft cloth.

Please do not use anything rough and abrasive on extractor. If the extractor is still not clean you may use a small amount of dish soap.

There is no need to disassemble the extractor while cleaning it. If you feel the need to disassemble the extractor please be aware of the small ball bearing on the bottom of the extractor .