


Mann Lake Ltd.
Plastic Uncapping Tank
HH-231





Package Contents:

- 1- Plastic Cover
- 1- Gray Tub with Honey Gate
- 1- Gray Tub without bottom
- 1- Strainer Grate
- 1- Crossbar w/2 bolts, nuts and 1 screw

800-880-7694



Place the grate into the tub that does not have the bottom. Place that tub on top of the tub with the honey gate. When positioned as shown, the tub is used for uncapping.



Remove the screw from the top of the crossbar and reinsert it into the pre-drilled hole from the bottom. Your frame will rest on this screw during uncapping.

Attach the crossbar to the tub with the bolts and nuts provided. In general, hand tightening is all that is necessary.



To use as a straining tank, take the top tub off and rotate it 180 degrees.

