




Inserting Wax Foundation

You Will Need:

- Assembled Frame
- Wax Foundation
- Hammer
- Nails (Sold Separately)



Step One:

Remove wedge piece from top bar.

Step Two:

Insert Foundation as shown above.



Step Three:

Attach wedge with 5/8" wedge nails.



If you have any questions feel free to
call us at Mann Lake Ltd.

800-880-7694 • www.mannlakeltd.com

You May Also Consider...

Metal Frame Rest:

Used to protect the wood from damage caused by scraping and hive tool wear.



Paint:

- Goes on smoothly
- High blister resistance
- Higher solid content than conventional paints.

Specialty Nails:

These cement and resin coated specialty nails are specifically designed with a small diameter to reduce splitting and cracking during assembly.



We Offer:

- Assembled Boxes.
- Assembled Painted Boxes.
- Assembled Treated Boxes.
- Unassembled Boxes.

